



Horizon HS

Media Center Collection Development Plan 2023-24

A handwritten signature in black ink, appearing to read 'A. Jackson'.

[Andrew Jackson \(Sep 27, 2023 09:32 EDT\)](#)

Andrew Jackson
Principal

A handwritten signature in black ink, appearing to read 'Jeffrey Gallup'.

Jeffrey Gallup
Certified Educational Media Specialist

Table of Contents

Table of Contents	2
Executive Summary	2
District Strategic Plan 2025	2
School Collection Development Plan	3
School Analysis	3
Collection Analysis (July 2023)	3
Collection Analysis by Category (July 2023)	5
Notes	6
Representation Analysis	6
Results	7
Summary	7
Strategic Focus	7
Budget and Purchasing Plan	8
Annual Budget 2023-2024	8
Purchasing Plan 2023-2024	9
Year-to-Year Collection Change	13

Executive Summary

District Strategic Plan 2025

Orange County Public Schools is the eighth-largest school district in the United States and the fourth largest in Florida. The district serves more than 206,000 students at 202 schools and is one of the largest employers in Central Florida with more than 25,000 team members.

Vision: To ensure every student has a promising and successful future.

Mission: With the support of families and the community, we create enriching and diverse pathways to lead our students to success.

School Collection Development Plan

Horizon HS serves 2320 students enrolled in grades ninth through twelfth. The student population's ethnicity is made of 48% Hispanic and 52% Non-Hispanic students. Additionally, we serve a diverse population made up of 84% White, 8% Black, 0% Native, 5% Asian, 0% Pacific, and 3% Multicultural students.

The administration includes Principal Andrew Jackson and Assistant Principal for Instruction Wessal Kenaio. Horizon HS is proud to offer the many special programs which provide students with opportunities. These include athletics, academic clubs, esports, cultural clubs, and culinary arts.

A thorough analysis of the current media center collection at Horizon HS indicates that the average age of the collection is 2017 and the number of books per student is 3. The [American Association for School Libraries](#) has established a criteria for highly effective media centers that includes a ratio of 15-20 books available per student in the collection. At this time, Horizon HS does not currently meet the recommended standards for the number of books per student.

The analysis of the collection also revealed the following areas of strengths and concerns:

- The demographic statistics do not reflect the true nature of our population as a very large majority of our students have a Brazilian background and speak Portuguese.
- US History had a significant decrease in scores.
- The current collection does not contain enough materials for supporting low-expectancy students.
- Based on assessment scores, more emphasis and promotion is needed on meeting the needs of ESSER students. The collection will be expanded now that the middle school has moved to their own building to come closer to the standard of 15 - 20 books per student.
- The age of the collection is above the district average of 2007.
- Weeding will focus on the OCPS Catalog Project expectations as well as aged titles in fiction and/or nonfiction, curriculum adjustments, and state guidelines.

School Assessment Analysis

The school analysis provides an overview of the school's assessment data for the previous two school years.

Proficiency Data							
Assessment	2021-22	Assessment	2022-23	Assessment	2021-22	Assessment	2022-23
FSA ELA* Grade 9	68%	FAST ELA Proficiency Grade 9	59%	FSA ELA* Grade 10	55%	FAST ELA Proficiency Grade 10	53%
FSA Algebra 1 EOC	52%	BEST Algebra 1 EOC	43%	FSA Geometry EOC	52%	BEST Geometry EOC	57%
Biology EOC	74%	Biology EOC	79%	U.S. History EOC	73%	U.S. History EOC	65%

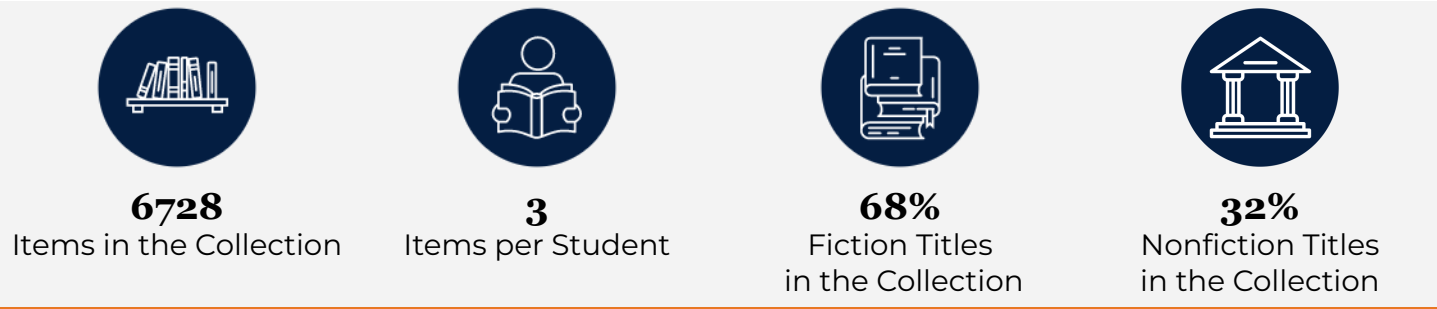
Comparison between 2021-22 and 2022-23 Testing Data

(adapted from <https://www.fldoe.org/accountability/assessments/k-12-student-assessment/results/2023.stml>)

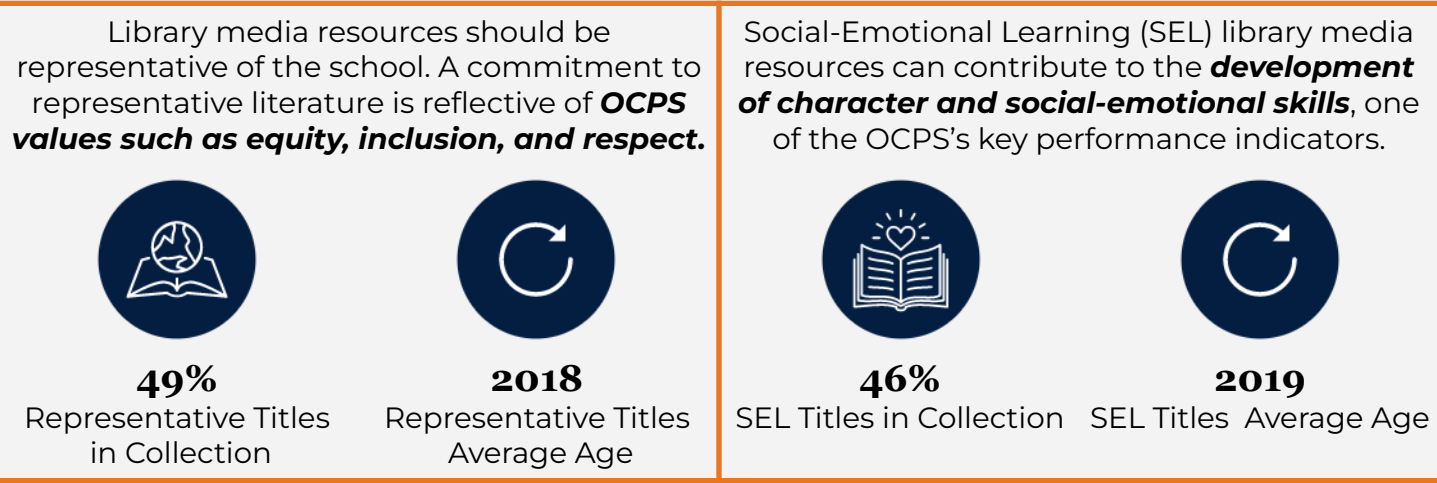
In 2023, the state transitioned from Florida Standards Assessments (FSA) to Florida Assessment of Student Thinking (FAST) for English Language Arts (ELA) and Mathematics. The 2022-23 for FAST and Benchmarks for Excellent Student Thinking (B.E.S.T.) End-of-Course (EOC) assessments are based on **provisional** achievement level cuts that are linked to each assessment's respective 2021-22 reporting scale. Comparisons should not be made between the 2023 data and previous years' data.

Collection Analysis

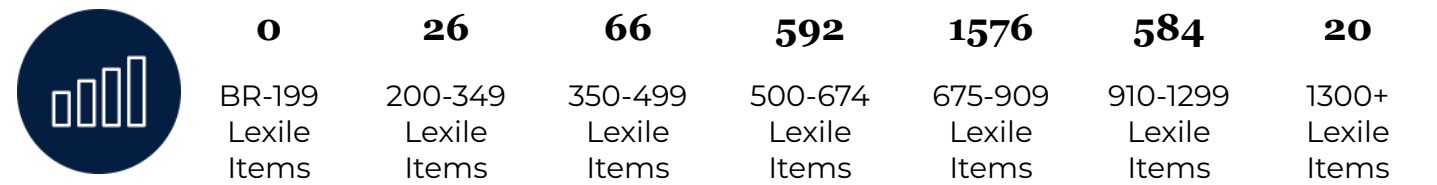
The collection is developed for and influenced by students, their interests, academic needs and alignment to the curriculum. The data below is a snapshot of the collection based on a Titlewise Analysis from July 2023. Purchasing or weeding after that time is not reflected in this data.



Library media resources are curated to include both recently published works and classics that both rightfully impact the average age of the collection.



Library media resources are distributed across the **Lexile reading level ranges** noted below.



Collection Analysis by Category

The information collected in this section provides a detailed look at the current library collection by classification and genre. The information was gathered from Follett Destiny, the library management system, and Titlewave, the vendor's ordering and analysis tool.

Section	# of Titles	Average Age
Computer Science, Information & General Works	59	2019
Philosophy & Psychology	57	2019
Religion	28	2018
Social Sciences	631	2019
Language	17	2017
Science	144	2019
Technology	281	2019
Arts & Recreation	313	2017
Literature	182	2009
History & Geography	227	2018
Biography	248	2018
Easy	0	0
General Fiction	4127	2018
Graphic Novels	540	2018

Notes

- Due to the scoring of our low-expectancy students, we will focus on increasing low-level/high-interest materials.
- We will focus on weeding nonfiction titles due to aging.
- Because students turn to online sources much more than physical books, non-fiction is generally focused on student and demographic cultural interests outside of academic work.
- The academic titles that are in the collection were chosen based on the Florida BEST Standards and teacher input.

Representation Analysis

Enrollment & Demographic Data					
2320 2023-24 Student Enrollment as of September 7, 2023	Subgroups		Federal Ethnicity		
	30% ELL	6% ESE	48% Hispanic	52% Non-Hispanic	
Federal Race Category					
84% White	8% Black	0% Native	5% Asian	0% Pacific	3% Multicultural

To deepen focus on strategic collection development, specific sections of the collection were analyzed in detail to determine whether the media center collection reflects and represents various points of view and experiences. The goal is to provide a balanced collection that can be both a mirror, to reflect a reader's experience, and a window, so readers can experience different viewpoints.

Results

Based on the available school data of Horizon HS in comparison to Collection Analysis results, it was found that:

Student Representation	% of Students	Total # of Titles	Total % of Titles	Avg. Age of Titles
Hispanic	48%	284	7.87%	2014
Black	8%	370	10.26%	2015
Native	0%	93	3%	2016
Asian	5%	120	3.32%	2019

Strategic Focus

This page lists the priorities for selection and weeding for each school year and includes the action, updates, and outcomes. This is subject to change due to funding and time constraints.

School Year	Strategic Focus
2023-2024	Selection Priorities (in order) <ul style="list-style-type: none">• Items for low-expectancy students• Items deemed appropriate by recent statutes• Items requested through student interest surveys• Items to meet curriculum standards
	Weeding Priorities (in order) <ul style="list-style-type: none">• Aged nonfiction• Items deemed inappropriate by recent statutes• Items that no longer meet curriculum standards adequately
2024-2025	Selection Priorities (in order) <ul style="list-style-type: none">• Items that meet any shifts in demographics and test score results.• Items requested through student interest surveys• Items to meet curriculum standards
	Weeding Priorities (in order) <ul style="list-style-type: none">• Aged nonfiction• Items with low circulation• Damaged items• Items that no longer meet curriculum standards adequately

Budget and Purchasing Plan

This page outlines the current budget available and specifically lists the priorities for this school year (2023-2024).

Annual Budget 2023-2024

State Funds	
Source	Amount
State (1001111000)	21,983.53
Internal Accounts	
Source	Amount
Grants or Donations (PTSO)	3000.00
Book Fines	100.00
TOTAL	





Purchasing Plan 2023-2024

Approximate Purchasing Plan	
Purpose	Amount
Florida Teen Reads	1500.00
Updated Non-fiction	5000.00
New Fiction	5000.00
TOTAL	11,500.00

Year-to-Year Collection Change

The information below represents the year-to-year change within the library media center collection from the 2022-23 to 2023-24 school year. The 2022-23 data is based on a collection analysis from June 2022, while the 2023-24 is based on a collection analysis from July 2023.

Data Reflection

2022-23 Purchased and Weeded Materials			
Materials Added to the Collection	792	Materials Weeded from the Collection	2
Category		2022-23	2023-24
	Items in the Collection	6836	6728
	Items per Student	3	3
	Average Age of Collection	2018	2017
	Representative Titles in the Collection	49%	49%

- The decrease in titles is due to book loss, although many lost titles are still checked out to students.